



## FLOW WHITE-WASHED SLATE COOLING TRAY 1.2




**Flow White-Washed Slate Cooling Tray 1.2**  
Product Code: BU\_FR040  
Material: White-Washed, Lacquered  
Dimensions: 325 x 265 x 75 mm  
12.8 x 10.4 x 3"

## COOLING TRAY



### Flow Oak Slate Cooling Tray 1.2

Product Code: BU\_FR020  
Material: Oak, Oiled  
Dimensions: 325 x 265 x 75 mm  
12.8 x 10.4 x 3"




### Flow Walnut Slate Cooling Tray 1.2

Product Code: BU\_FR010  
Material: Walnut, Lacquered  
Dimensions: 325 x 265 x 75 mm  
12.8 x 10.4 x 3"



### Flow White-Washed Slate Cooling Tray 1.2

Product Code: BU\_FR040  
Material: White-Washed, Lacquered  
Dimensions: 325 x 265 x 75 mm  
12.8 x 10.4 x 3"



### Flow Black Slate Cooling Tray 1.2

Product Code: BU\_FR030  
Material: Black, Lacquered  
Dimensions: 325 x 265 x 75 mm  
12.8 x 10.4 x 3"



### Flow Slate Insert 1.2

Product Code: BU\_FT0050  
Material: Slate  
Dimensions: 310 x 250 x 4 mm  
12 x 10 x 0.15"

