




FLOW BLACK SLATE COOLING TRAY 1.2



Flow Black Slate Cooling Tray 1.2
Product Code: BU_FR030
Material: Black, Lacquered
Dimensions: 325 x 265 x 75 mm
12.8 x 10.4 x 3"




COOLING TRAY



Flow Oak Slate Cooling Tray 1.2

Product Code: BU_FR020
Material: Oak, Oiled
Dimensions: 325 x 265 x 75 mm
12.8 x 10.4 x 3"




Flow Walnut Slate Cooling Tray 1.2

Product Code: BU_FR010
Material: Walnut, Lacquered
Dimensions: 325 x 265 x 75 mm
12.8 x 10.4 x 3"



Flow White-Washed Slate Cooling Tray 1.2

Product Code: BU_FR040
Material: White-Washed, Lacquered
Dimensions: 325 x 265 x 75 mm
12.8 x 10.4 x 3"



Flow Black Slate Cooling Tray 1.2

Product Code: BU_FR030
Material: Black, Lacquered
Dimensions: 325 x 265 x 75 mm
12.8 x 10.4 x 3"



Flow Slate Insert 1.2

Product Code: BU_FT0050
Material: Slate
Dimensions: 310 x 250 x 4 mm
12 x 10 x 0.15"

